

Legacy Corps for Veterans and Military Families

Program Snapshot



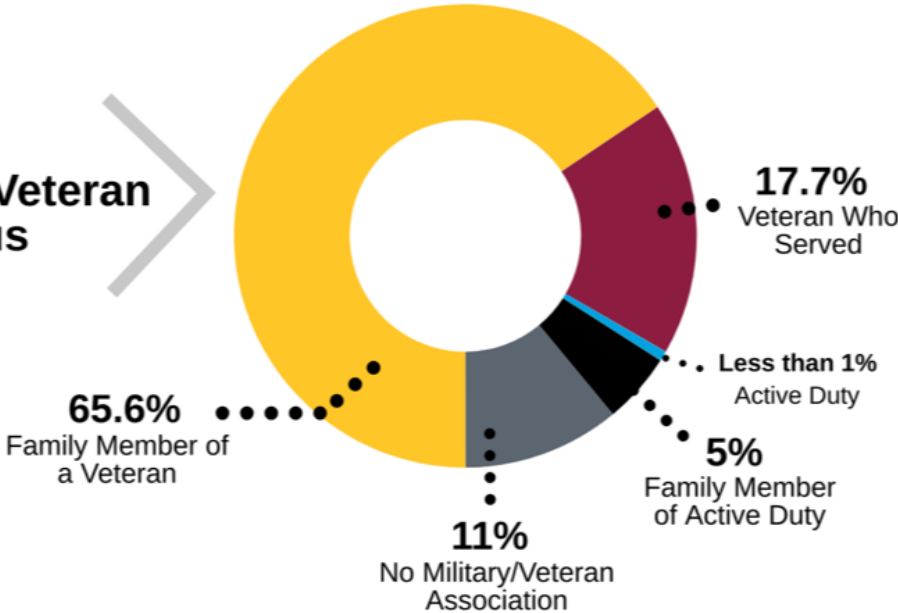
ASU Watts College
of Public Service and Community Solutions
Arizona State University



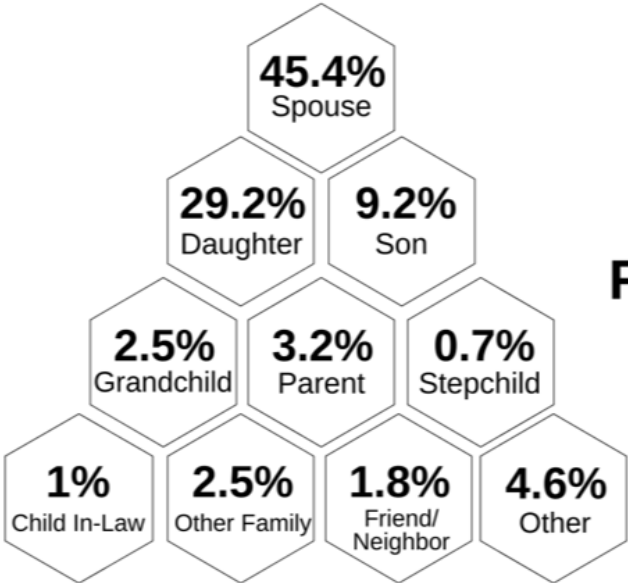


About the Caregivers We Serve

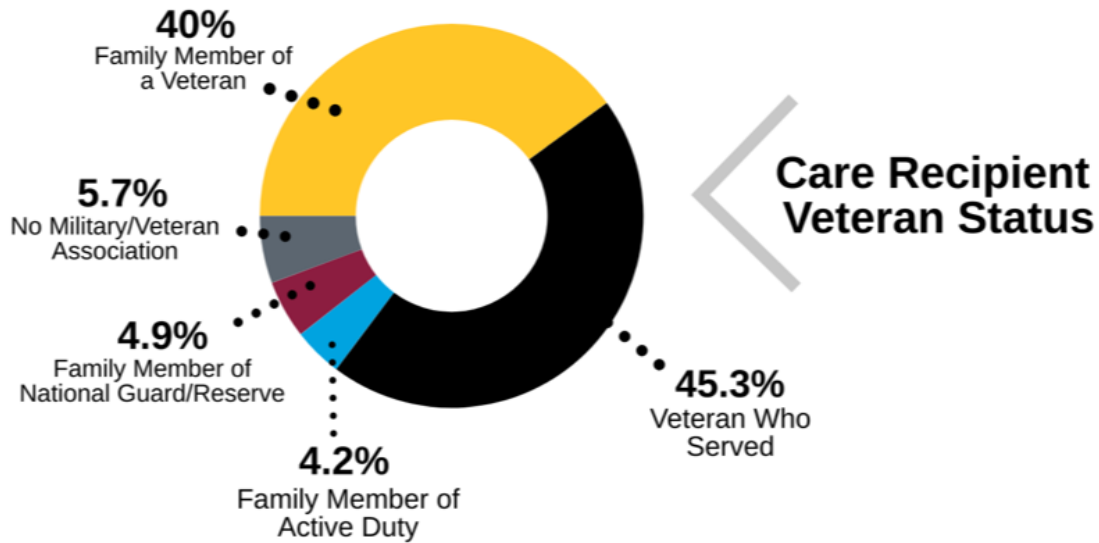
Caregiver Veteran Status



Caregivers' Relation to Care Recipients

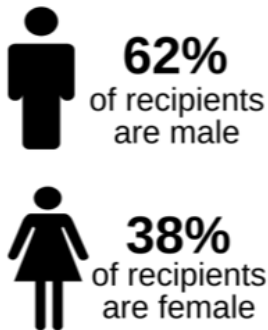


About Our Care Recipients

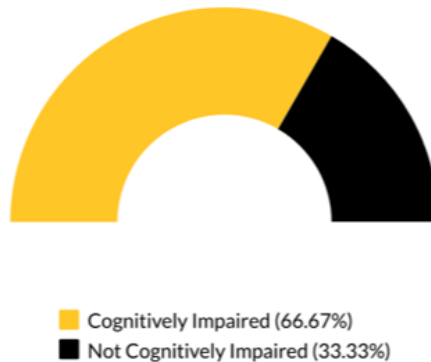


Recipient Demographics

Gender



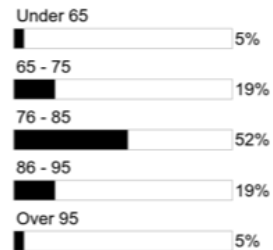
Cognitive Impairment



Age

80

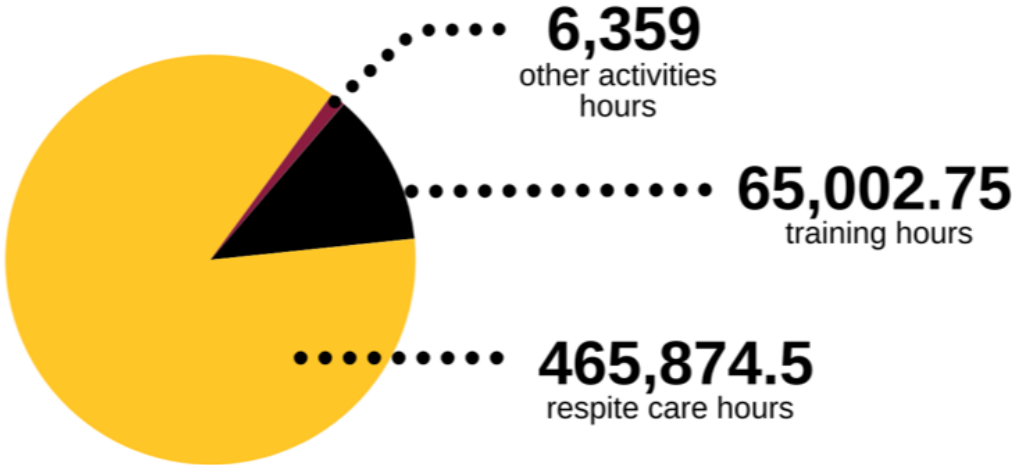
AVERAGE AGE OF CARE RECIPIENTS



Activities

Legacy Corps for Veterans and Military Families Member Completed Hours

By Type of Service



Top 3 Services

Provided by Members in Addition to Respite Care



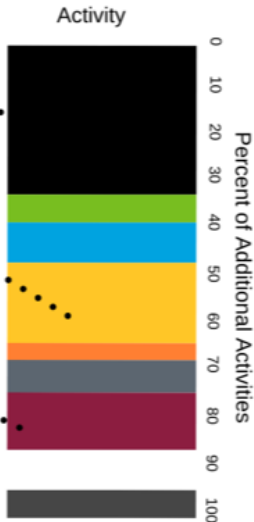
Transportation
33%



Information and Referral
17%



Recruiting Volunteers
12%



- Transportation
- Educational Presentations
- Mentoring
- Information and Referral
- Transitions to Active Duty
- Peer to Peer Networking
- Recruit Volunteers
- Coordinating Volunteers
- Fundraising

Outcomes Caregivers

Increased Life Satisfaction & Optimism

Values reflect the percentage of caregivers who reported feeling "satisfied" or "very satisfied" with their lives



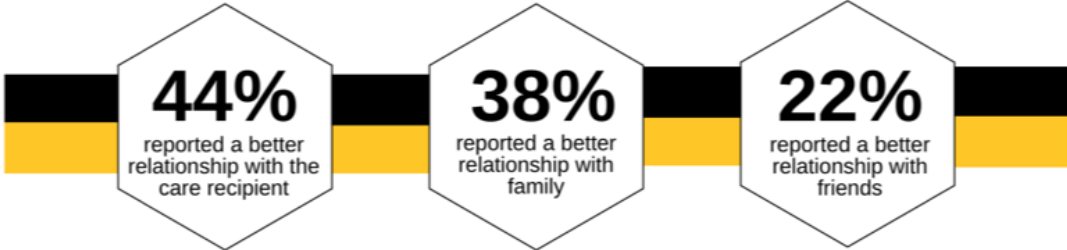
Values reflect the percentage of caregivers who reported that they expect life to get "better" in the next 5 years



Prior to receiving support from Legacy Corps for Veterans and Military Families

After receiving support from Legacy Corps for Veterans and Military Families

Improved Relationships

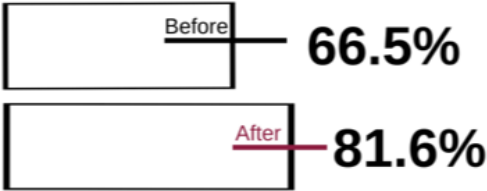


Percentages reflect the amount of caregivers who reported a "better" relationship in the given domain after receiving support from Legacy Corps for Veterans and Military Families

Improved Emotional & Physical Health



45.9% of caregivers reported "better" emotional health after receiving support from Legacy Corps for Veterans and Military Families



Values reflect the percentage of caregivers who reported that their physical health is "good", "very good", or "excellent" before and after receiving support from Legacy Corps for Veterans and Military Families





Outcomes Caregivers



90%

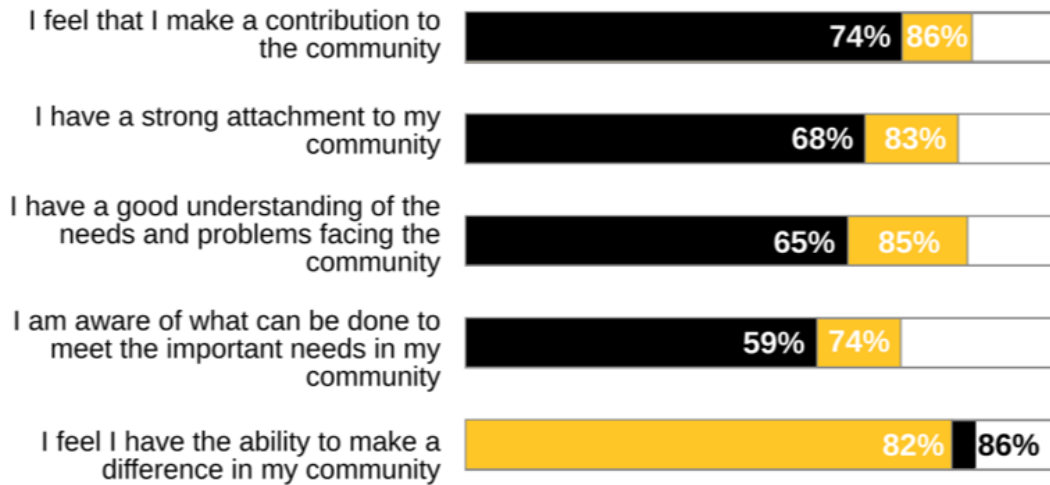
of caregivers report the quality of service received from Legacy Corps for Veterans and Military Families as "good", "very good", or excellent"



Outcomes Members

Improved Relationships With Community

The following represents the percentage of members who agree or strongly agree with each of the following statements:



■ Prior to joining Legacy Corps for Veterans and Military Families

■ After Legacy Corps for Veterans and Military Families participation



Reported that their work with Legacy Corps for Veterans and Military Families increased their understanding of issues specific to veterans & their families




Reported that their work with Legacy Corps for Veterans and Military Families increased their willingness to get involved in local activities

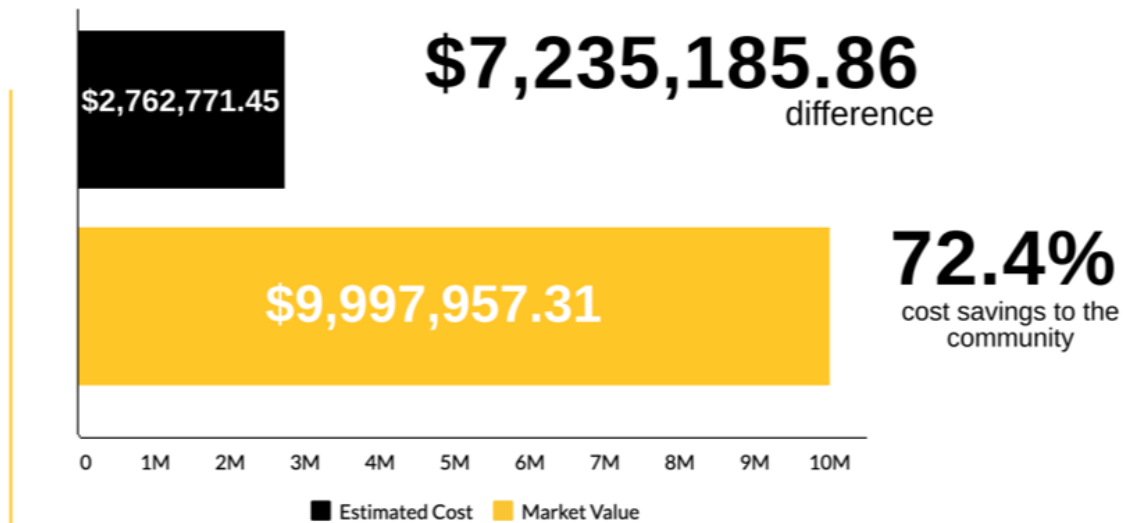


Reported that their work with Legacy Corps for Veterans and Military Families increased their interest in doing more volunteering

Percentages represent answers of "increased" and "increased greatly"



Comparing Costs



* Total living allowance and total FICA/WC amount are based on the following CNCS and Match amounts:

2014-2017 Living Allowance			2014-2017 FICA/WC		
CNCS	Match	Total	CNCS	Match	Total
\$ 1,542,357.03	\$ 970,898.67	\$ 2,513,255.70	\$ 145,028.76	\$ 104,486.99	\$ 249,515.75

CNCS values represent the total amount of dollars reimbursed by the grant
Match values represent the total amount of dollars expended by the sites

** \$18.61/hr is the median hourly rate using AARP's "Number of Family Caregivers, Hours, and Economic Value of Caregiving by State, 2017" report and Independent Sector's 2019 "Value of Volunteer Time by State or Territory." The rates range from \$12.95/hr to \$30.18/hr



ASU Watts College
of Public Service and Community Solutions
Arizona State University

